

# Challenger Door

## Process Control Document

9/30/2016

Orla Yoder

Wesco FMVSS LK090 to TriMark FMVSS LK355 RETROFIT




# Challenger Door

## Process Control Document

9/30/2016

Orla Yoder

Wesco FMVSS LK090 to TriMark FMVSS LK355 RETROFIT




# Challenger Door

## Process Control Document

9/30/2016

Orla Yoder

Wesco FMVSS LK090 to TriMark FMVSS LK355 RETROFIT



# Challenger Door

## Process Control Document

9/30/2016

Orla Yoder

Wesco FMVSS LK090 to TriMark FMVSS LK355 RETROFIT




# Challenger Door

## Process Control Document

9/30/2016

Orla Yoder

Wesco FMVSS LK090 to TriMark FMVSS LK355 RETROFIT



# Challenger Door

## Process Control Document

9/30/2016

Orla Yoder

Wesco FMVSS LK090 to TriMark FMVSS LK355 RETROFIT



# Challenger Door

## Process Control Document

9/30/2016

Orla Yoder

Wesco FMVSS LK090 to TriMark FMVSS LK355 RETROFIT




# Challenger Door

## Process Control Document

9/30/2016

Orla Yoder

Wesco FMVSS LK090 to TriMark FMVSS LK355 RETROFIT





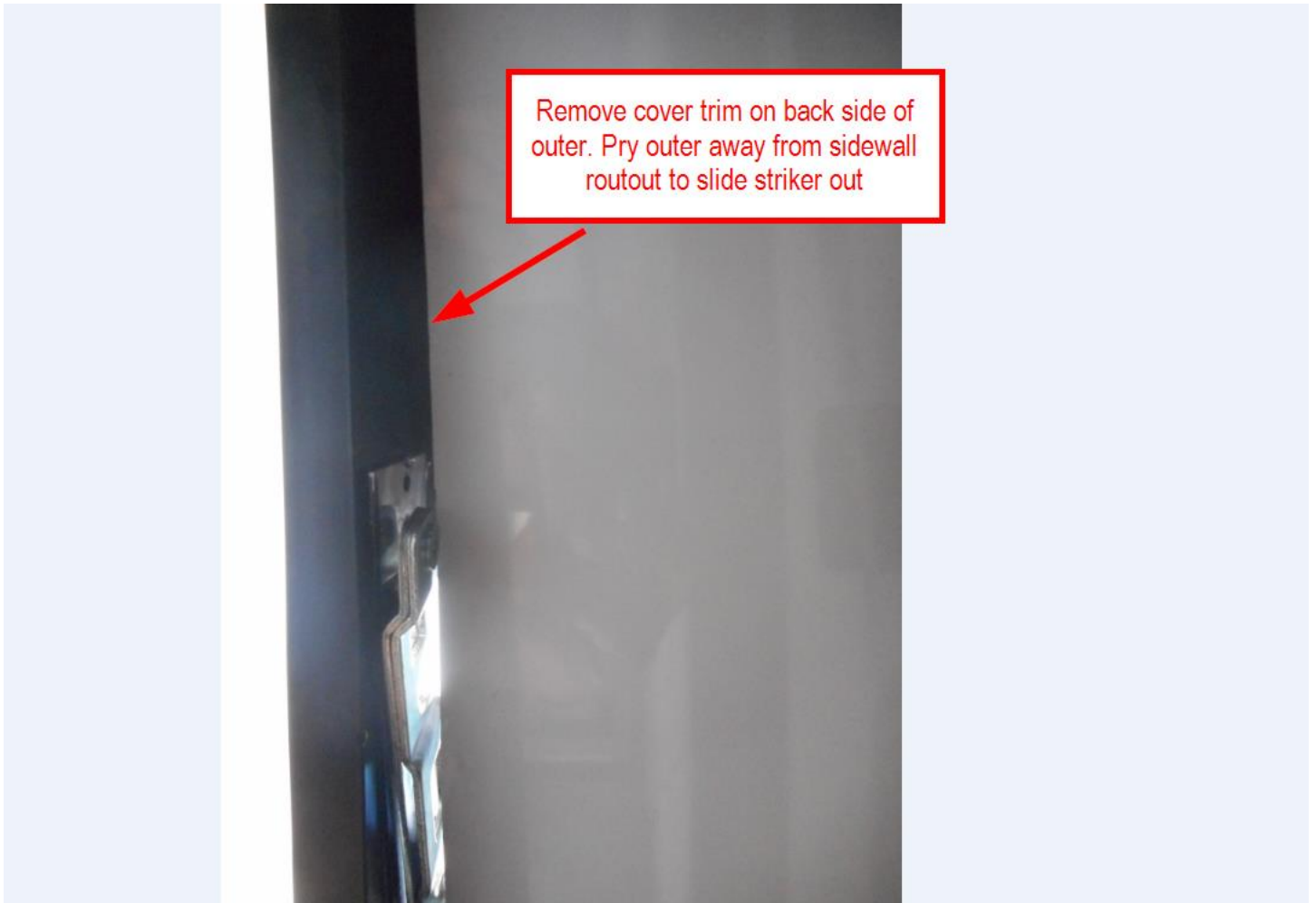
# Challenger Door

## Process Control Document

9/30/2016

Orla Yoder

Wesco FMVSS LK090 to TriMark FMVSS LK355 RETROFIT



# Challenger Door

## Process Control Document

9/30/2016

Orla Yoder

Wesco FMVSS LK090 to TriMark FMVSS LK355 RETROFIT



To reinstall new striker, reverse steps taken to remove old striker.